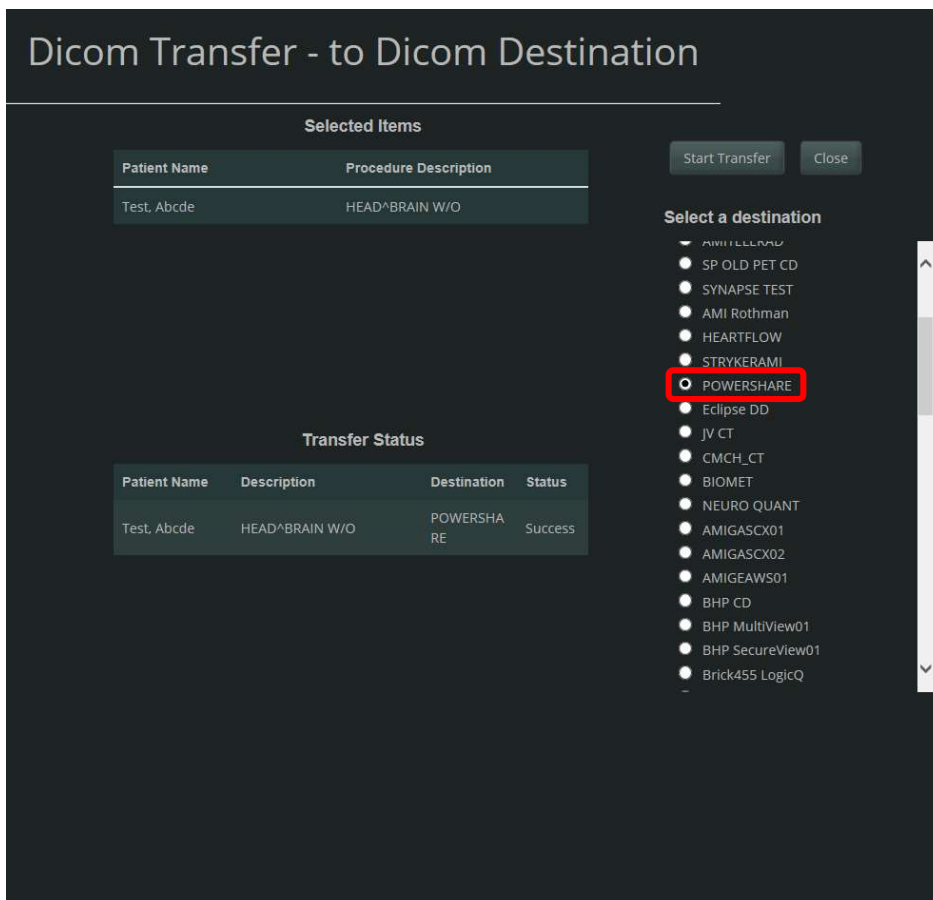
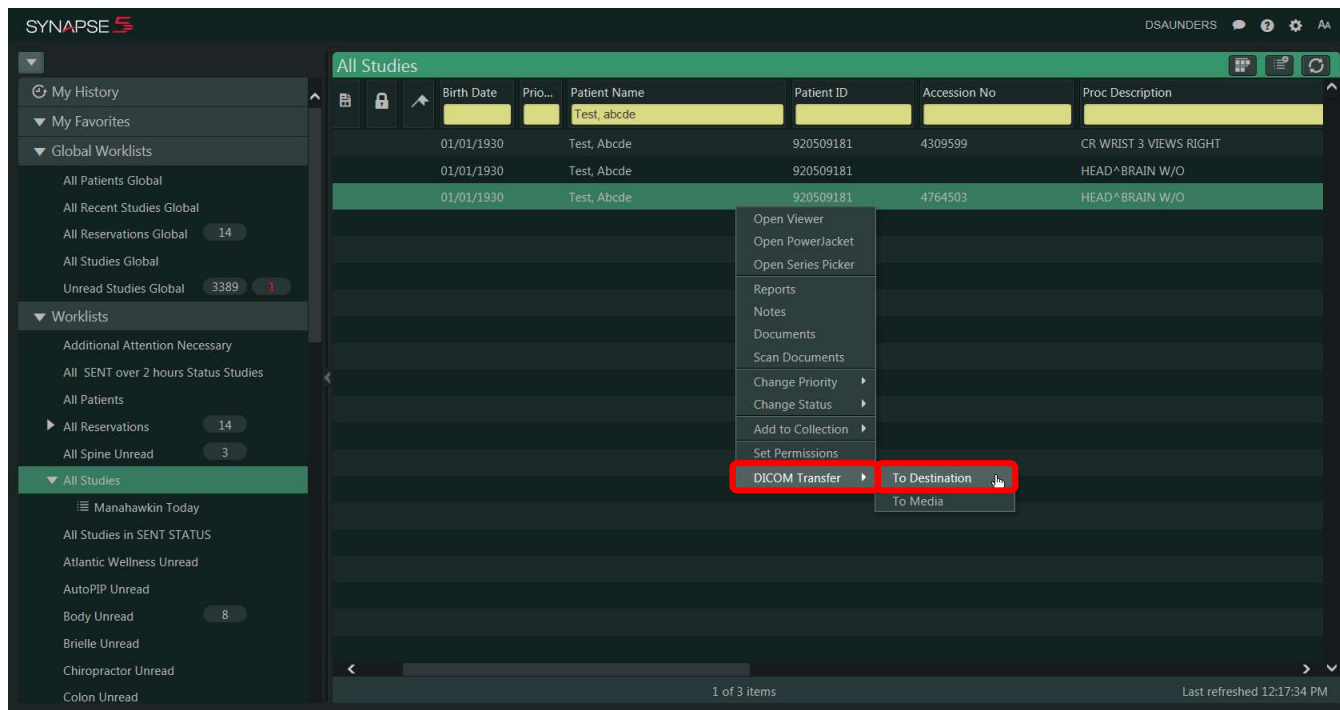


- Find the study you wish to send to the patient in PACS. Right click, Dicom Transfer, To Destination and choose Powershare.



- When the status says “Success” you can view the study in Powershare. After logging into Powershare, click on the “Images” tab to see what is currently in the system.

The screenshot shows the AMI interface with the following elements:

- Header:** "ami powered by Nuance® PowerShare™ Network" with navigation links for Home, Contacts, **Images** (highlighted), Messages, and Admin. A search bar and "Select Criteria" dropdown are also present.
- Filters:** "SHOW: All Images" dropdown, "Refresh" and "Clear Filters" buttons.
- Table:**

Name	Upload Date (ET)	DICOM Study Date	Modality	Study Status	Sharing Inst.	Dicom Inst.	Owner
TEST ABCDE 1/01/1930 28	4/14/2020 12:29pm	11/03/2017 2:49pm	MR	All		Atlantic Medical im...	Mine
TEST BRAIN 7/28/1986 235	4/09/2020 10:58am	7/28/2016 11:52am	MR			Atlantic Medical im...	Mine
TEST ABCDE 1/01/1930 3	4/09/2020 10:56am	8/18/2016 3:18pm	CR			Atlantic Medical im...	Mine
TEST 2 8/12/1964 640	4/09/2020 10:56am	11/08/2016 12:05pm	MR			Atlantic Medical im...	Mine
TEST WRIST TIM 7/13/1986 304	4/09/2020 10:55am	10/28/2017 11:08am	MR			Atlantic Medical im...	Mine
TEST PENNY 3/13/2020	4/08/2020 3:55pm	3/13/2020 8:14am	DX			ROTHMAN INSTITUTE W...	Mine
- Right Sidebar:** "Upload Images" section with "Viewer Option" (Basic, Clinical, Visage 3D) and "Actions" (Share, Unshare, View Share History, Download DICOM, Nominate to PACS, Push to Accelerator, Copy, Delete Images).
- Footer:** "Showing 1 to 7 of 7 entries" and "Show 25 entries".

- You can use the filters above the study list to narrow down the search. In the example above I used “test”. In the image below you can see that selecting a study by clicking in the checkbox will present a summary at the bottom right of the screen. If selecting numerous studies a summary will not be displayed. Above the summary is a list of actions, to send to patients you’d click “Share these Images”.

The screenshot displays the AMI (Atlantic Medical Imaging) interface. At the top, there is a navigation bar with 'Home', 'Contacts', 'Images', 'Messages', and 'Admin'. Below this, there are search and filter options, including a search bar and a 'Select Criteria' dropdown. The main area shows a table of studies with columns for Name, Upload Date (ET), DICOM Study Date, Modality, Study Status, Sharing Inst., Dicom Inst., and Owner. The first study is selected, and its details are shown in a summary panel on the right. The 'Share these Images' button is highlighted in red, and the summary panel is also highlighted in red.

Name	Upload Date (ET)	DICOM Study Date	Modality	Study Status	Sharing Inst.	Dicom Inst.	Owner
TEST ABCDE 1/01/1930	4/14/2020 12:29pm	11/03/2017 2:49pm	MR	All		Atlantic Medical Im...	Mine
TEST BRAIN 7/28/1986	4/09/2020 10:58am	7/28/2016 11:52am	MR			Atlantic Medical Im...	Mine
TEST ABCDE 1/01/1930	4/09/2020 10:56am	8/16/2016 3:18pm	CR			Atlantic Medical Im...	Mine
TEST 2 8/12/1964	4/09/2020 10:56am	11/09/2016 12:05pm	MR			Atlantic Medical Im...	Mine
TEST WRIST TIM 7/18/1986	4/09/2020 10:55am	10/26/2017 11:08am	MR			Atlantic Medical Im...	Mine
TEST PENNY 3/13/2020	4/08/2020 3:55pm	3/13/2020 8:14am	DX			ROTHMAN INSTITUTE W...	Mine

Showing 1 to 7 of 7 entries

Summary Edit

Name: TEST, ABCDE
 DOB: 1/01/1930
 MRN: ATMI920509181
 Accession: 4764503
 DICOM Study Date/Time: 11/03/2017, 2:49pm
 Modality: MR
 Body Part: HEAD
 Description: HEAD^BRAIN W/O
 Institution: Atlantic Medical Imaging
 Referring Physician: UNKNOWN^UNKNOWN

- Share Images: Choose Recipient will populate click on the “Search for a new contact”

ami
powered by Nuance® PowerShare™ Network

Select Criteria Search all images

Home Contacts Images Messages Admin

Share Images: Choose Recipient

Select Images to Share Choose Recipient Confirm and Share

First Name	Last Name	DICOM Study Date	Modality	Body Part
ABCDE	TEST	11/3/17	MR	HEAD

When you share, the other account will be able to view the images selected.

My Contacts or [Search for a new contact](#)

or Cancel

Showing 1 to 5 of 6 entries

Previous Next

Show 25 entries

Name: TEST, ABCDE
DOB: 1/01/1930
MRN: ATM920509151
Accession: 4764503
DICOM Study Date/Time: 11/03/2017, 2:48pm
Modality: MR

- Select “Patients” for required and **only put in an name and email address**. Afterward click search. The results will show the corresponding email and if they already have a powershare account. Click share to send the images.

Share Images: Choose Recipient

Select Images to Share Choose Recipient Confirm and Share

Advanced Search

Required

Patients

Optional

Name

mrichardson@aminj.com

City

State

Zip

Search or Cancel

Search Results

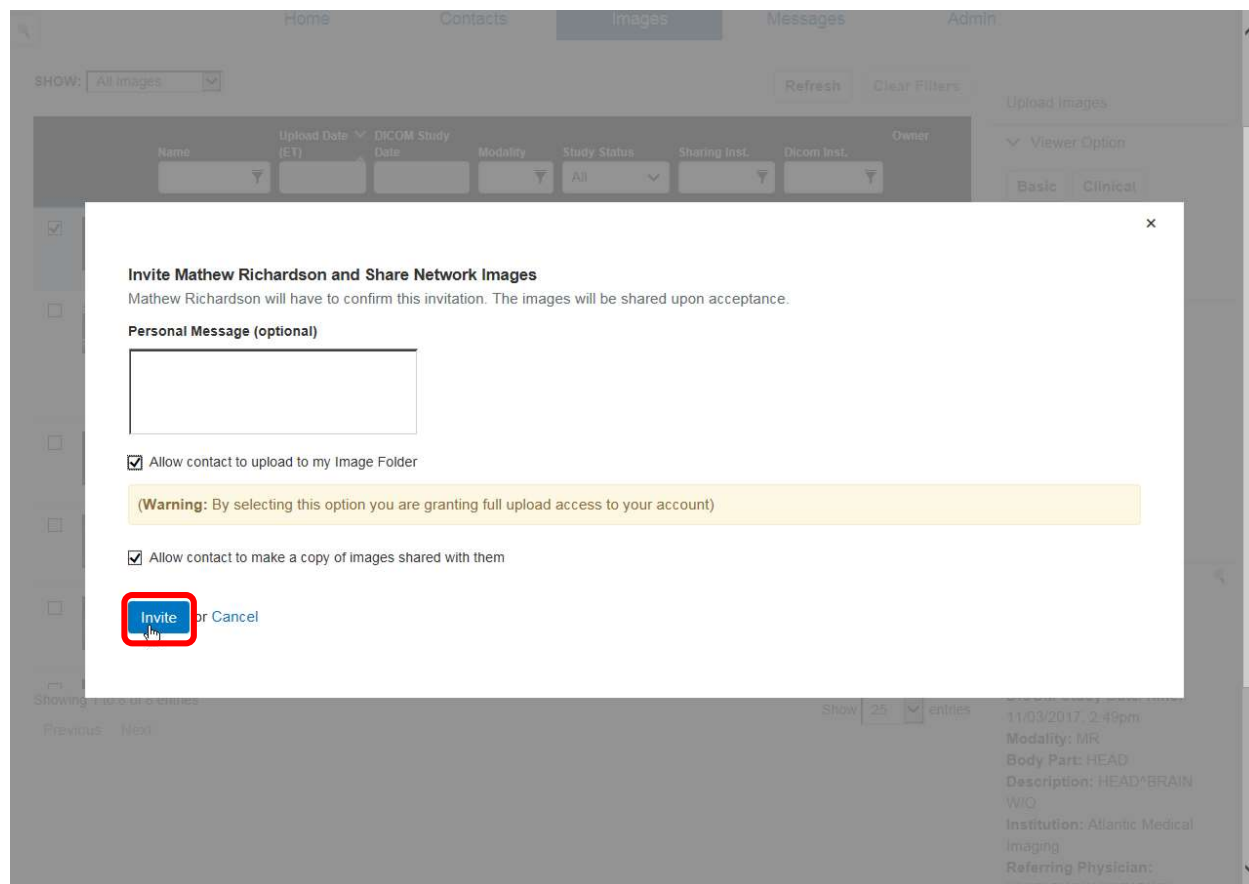
mrichardson@aminj.com
Patient

* Not in PowerShare

Share

For new accounts you'll be able to add a note and select if the user will be able to upload studies to us and download images.

- In the personal message box place the following statement. **The images you requested are now available to view and share. Please click on the link above to join our network. Thank you for choosing Atlantic Medical Imaging.** Click invite when done.



- After the initial invite to Powershare if you share additional studies to patients they will have to be notified via a message. To access click on the messages tab and select “New Message”.

Dorien Saunders | Help | Sign Out |

ami
Atlantic Medical Imaging

powered by Nuance® PowerShare™ Network

Home Contacts Images ▾ **Messages** Admin

Pinned ⓘ

- ▾ My Images
No My Images Pinned
- ▾ Shared Images
No Shared Images Pinned
- ▾ Patients
No Patients Pinned
- ▾ Physicians
No Physicians Pinned
- ▾ Facilities
No Facilities Pinned
- ▾ Groups
No Groups Pinned

Messages Purge Delete Mark As Unread Mark As Read **New Message**

Filter by: **Inbox** ▾

Show **25** ▾ entries Search:

<input type="checkbox"/>	Sender	Subject	Type	Date (ET/PT)
<input type="checkbox"/>	Nuance PowerShare	Study QA Complete: PENNY TEST:DX:UP_EXM	message	04/15/2020 11:46 AM
<input type="checkbox"/>	Nuance PowerShare	Copy Complete: PENNY TEST:DX:UP_EXM	copy	04/15/2020 11:44 AM
<input type="checkbox"/>	Nuance PowerShare	Study QA Complete: PENDRA TEST:DX:UP_EXM	message	04/15/2020 11:43 AM
<input type="checkbox"/>	Nuance PowerShare	Study QA Complete: PENNY TEST:DX:UP_EXM	message	04/15/2020 11:38 AM
<input type="checkbox"/>	Nuance PowerShare	Copy Complete: PENNY TEST:DX:UP_EXM	copy	04/15/2020 11:36 AM

- Start typing the patient name to find them in the “To:” row and click the desired selection when it appears. For “Subject:” put in **Imaging Request**, and for “Message:” **The images you requested are now available to view and share. Thank you for choosing Atlantic Medical Imaging.** Click “Send Message” when completed.

The screenshot displays the AMI web application interface. At the top right, the user is identified as 'Dorien Saunders' with links for 'Help' and 'Sign Out'. The main navigation bar includes 'Home', 'Contacts', 'Images', 'Messages' (which is the active tab), and 'Admin'. The 'Messages' form is the central focus, with a left-hand sidebar for 'Pinned' items. The form fields are: 'To:' (populated with 'Dummy Patient'), 'Subject' (populated with 'Imaging Request'), and 'Message:' (populated with the specified text). A blue 'Send Message' button is visible at the bottom of the form, with a mouse cursor pointing to it.

AMI powered by Nuance® PowerShare™ Network

Home Contacts Images **Messages** Admin

Pinned

- ▼ My Images
No My Images Pinned
- ▼ Shared Images
No Shared Images Pinned
- ▼ Patients
No Patients Pinned
- ▼ Physicians
No Physicians Pinned
- ▼ Facilities
No Facilities Pinned
- ▼ Groups
No Groups Pinned

Messages

To: Dummy Patient

Subject: Imaging Request

Message:
The images you requested are now available to view and share. Thank you for choosing Atlantic Medical Imaging.

Send Message or Cancel